

| | |
|--|----|
| 一、CISSP 认证申请指南 | 2 |
| (一) 申请须知: | 2 |
| (二) 证书申请流程 | 3 |
| 1、登陆官网..... | 3 |
| 2、点击在线背书..... | 3 |
| 3、选择 CISSP | 3 |
| 4、选择准会员或会员身份 | 4 |
| 5、输入推荐人的姓名(拼音)和 ID 号码..... | 4 |
| 6、是否需要学历抵扣..... | 5 |
| 8、根据选项填写工作经历相关信息 | 6 |
| 9、填写资料审核..... | 7 |
| 10、犯罪记录的调查..... | 8 |
| 11、ISC2 的协议..... | 8 |
| 12、在线申请结束, 等ISC2 审核通过。..... | 9 |
| (三) 认证申请补充说明 | 10 |
| 二、关于 CISSP 证书维护的官方介绍材料(以下内容来源于 HTTPS://WWW.ISC2.ORG) | 11 |
| (一) 如何维护和更新您的认证..... | 11 |
| 1. 了解 CPE 积分中 Group A and B Credits 的区别..... | 11 |
| A 组学分: 领域相关活动 | 11 |
| B 组学分: 专业发展/知识分享..... | 12 |
| 2、CPE 提交、展示和其他政策..... | 13 |
| 2.1、维护和更新您的 CISSP 认证对 CPE 和 AMF 的要求..... | 13 |
| 2.2、展期 CPE 学分(Rollover CPE Credits) | 14 |
| 2.3、CPE/AMF 年费延期/延迟续约(Late/Delayed Renewals) | 15 |
| 2.4、CPE/AMF 年费未能满足要求的后果(Failure to Meet Requirements) | 16 |
| (二) CISSP-CPE 认证 CPE 积分要求 | 17 |
| (三) CISSP-助理身份 | 18 |
| 总结 | 18 |
| 三、CISSP-CPE 积分填写步骤 | 19 |
| (一) 打开网站 www.isc2.org | 19 |
| (二) 登入以后点击 CPE PORTAL 积分提交 | 19 |
| (三) 选择相关学习的起始和结束时间..... | 19 |
| (四) 选择 CPE 类别与细节 | 20 |
| (五) 填写 CPE 课程的信息 | 20 |
| (六) 如有证明文档可以上传, 没有就直接保存并继续..... | 21 |
| (七) 选择 CPE 积分所属于的 8 章节领域..... | 22 |
| (八) 确认填写信息如无误, 提交 CPE..... | 23 |

| | |
|-----------------------------|-----------|
| （九）提交完成、填写结束。..... | 24 |
| 四、关于 CPE 类别的翻译 | 25 |
| （一）选定类别：教育 | 25 |
| （二）选定类别：对行业的贡献..... | 25 |
| （三）所选类别：专业发展..... | 26 |
| （四）所选类别：独特的工作经验..... | 26 |

一、CISSP 认证申请指南

（一）申请须知：

- 1、考试通过后，2-5 个工作日之内收到一封恭喜考试通过的邮件，收到邮件后就可以开始在线证书申请；
- 2、登陆 ISC2.ORG 官网，官网不需要自己注册但要重置密码；
- 3、登陆的账号是**报名的邮箱**，密码**用邮箱密码找回**然后在重新设置；登陆以后按照下面的在线证书申请的步骤来完成申请；
- 4、填写**背书人**这一页，如有工作证明可以提交选择官方审核所有审核速度会快，或者可以**联系班主任**来询问背书人信息；
- 5、完成申请后，证书会在 8-12 周之间，寄到您的手上。（其中如果有碰到抽查也会在这段时间之内发邮件过来的，如果没有抽查那就等证书寄到国内）

重要提示：自 2022 年 2 月起，CISSP 纸质证书由美国直接发国际邮政至学员本人，不再经过北京 ISC2 办事处，请考生务必确认自己在 ISC2 官网的英文地址、个人手机、邮编填写详细且正确，特别是地址和邮编。

或**把地址改到谷安天下北京总部，由我们代收。**

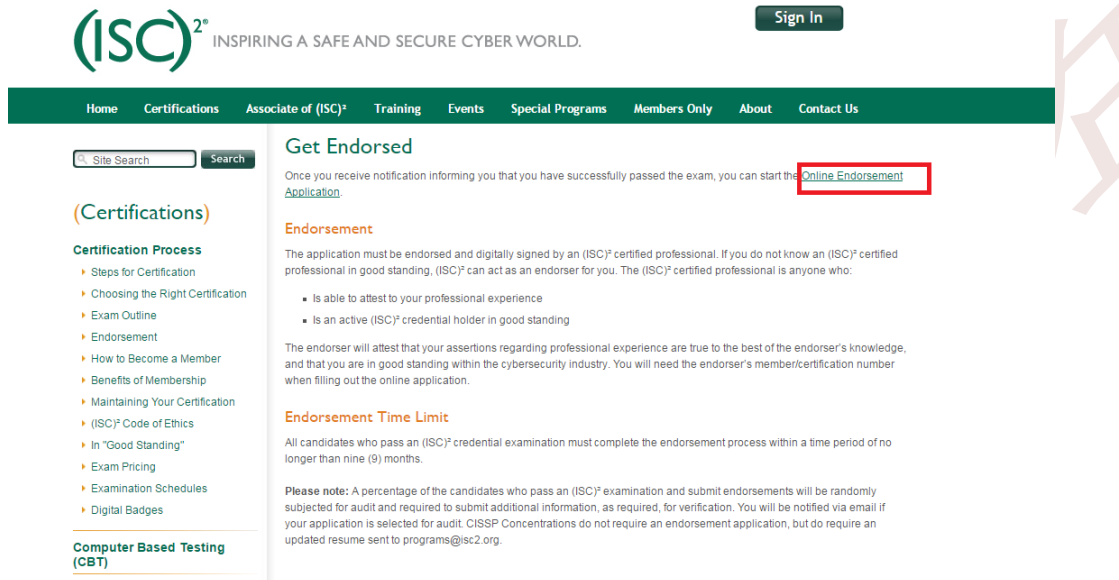
公司地址：Room 201-202, Block C, No. 51, Kunming Hunan Road, Haidian District,
Beijing

公司邮编：100097

联系电话：13810331385

(二) 证书申请流程

1、登陆官网，点击图片红色位置：<https://www.isc2.org/endorsement.aspx>



(ISC)² INSPIRING A SAFE AND SECURE CYBER WORLD. [Sign In](#)

Home Certifications Associate of (ISC)² Training Events Special Programs Members Only About Contact Us

Site Search Search

(Certifications)

Certification Process

- Steps for Certification
- Choosing the Right Certification
- Exam Outline
- Endorsement
- How to Become a Member
- Benefits of Membership
- Maintaining Your Certification
- (ISC)² Code of Ethics
- In "Good Standing"
- Exam Pricing
- Examination Schedules
- Digital Badges

Computer Based Testing (CBT)

Get Endorsed

Once you receive notification informing you that you have successfully passed the exam, you can start the [Online Endorsement Application](#).

Endorsement

The application must be endorsed and digitally signed by an (ISC)² certified professional. If you do not know an (ISC)² certified professional in good standing, (ISC)² can act as an endorser for you. The (ISC)² certified professional is anyone who:

- Is able to attest to your professional experience
- Is an active (ISC)² credential holder in good standing

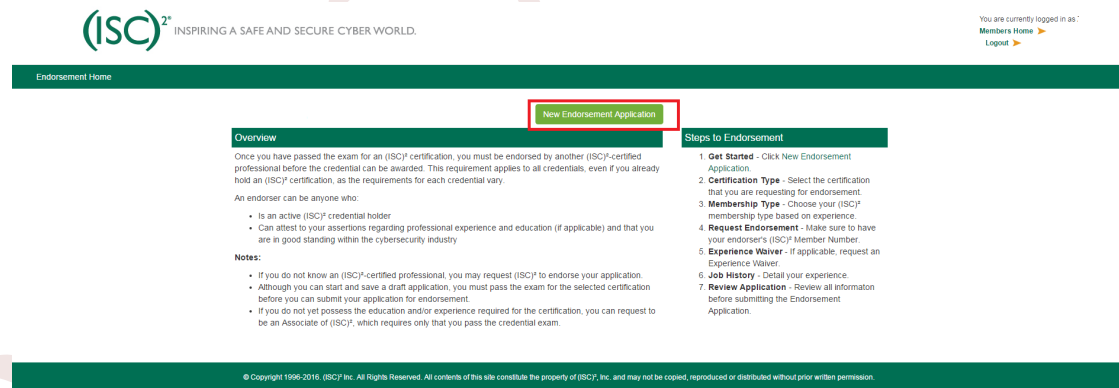
The endorser will attest that your assertions regarding professional experience are true to the best of the endorser's knowledge, and that you are in good standing within the cybersecurity industry. You will need the endorser's member/certification number when filling out the online application.

Endorsement Time Limit

All candidates who pass an (ISC)² credential examination must complete the endorsement process within a time period of no longer than nine (9) months.

Please note: A percentage of the candidates who pass an (ISC)² examination and submit endorsements will be randomly subjected for audit and required to submit additional information, as required, for verification. You will be notified via email if your application is selected for audit. CISSP Concentrations do not require an endorsement application, but do require an updated resume sent to programs@isc2.org.

2、点击在线背书



(ISC)² INSPIRING A SAFE AND SECURE CYBER WORLD. You are currently logged in as: [Members Home](#) [Logout](#)

Endorsement Home

[New Endorsement Application](#)

Overview

Once you have passed the exam for an (ISC)² certification, you must be endorsed by another (ISC)²-certified professional before the credential can be awarded. This requirement applies to all credentials, even if you already hold an (ISC)² certification, as the requirements for each credential vary.

An endorser can be anyone who:

- Is an active (ISC)² credential holder
- Can attest to your assertions regarding professional experience and education (if applicable) and that you are in good standing within the cybersecurity industry

Notes:

- If you do not know an (ISC)²-certified professional, you may request (ISC)² to endorse your application.
- Although you can start and save a draft application, you must pass the exam for the selected certification before you can submit your application for endorsement.
- If you do not yet possess the education and/or experience required for the certification, you can request to be an Associate of (ISC)², which requires only that you pass the credential exam.

Steps to Endorsement

- Get Started** - Click New Endorsement Application
- Certification Type** - Select the certification that you are requesting for endorsement.
- Membership Type** - Choose your (ISC)² membership type based on experience.
- Request Endorsement** - Make sure to have your endorser's (ISC)² Member Number.
- Experience Waiver** - If applicable, request an Experience Waiver.
- Job History** - Detail your experience.
- Review Application** - Review all information before submitting the Endorsement Application.

© Copyright 1996-2016, (ISC)² Inc. All Rights Reserved. All contents of this site constitute the property of (ISC)² Inc. and may not be copied, reproduced or distributed without prior written permission.

3、选择 CISSP

Steps: Certification Type Membership Type Request Endorsement Job History Review Application

Certification Type

Please select the certification that you are requesting.



Note

If you are seeking **recertification** for a lapsed credential, do not use this application. Instead, please contact programs@isc2.org directly.
If you have submitted a paper endorsement application, please do not use this application to submit an application for the same certification.

4、选择准会员或会员身份

两者区别：第一个选项是 5 年的工作经验不够，需要申请准会员从而保留考试通过的成绩；第二个选项是工作经验满足，正式申请成为会员

说明：如果是工作经验不够的话在选择了准会员以后，就没有其他步骤，只需要等官方那边验证通过就可以。

Steps: Certification Type Membership Type Request Endorsement Experience Waiver Job History Review Application

Membership Type

Please select whether you have the required experience for the (ISC)² certification you need endorsement for or if you will become an Associate of (ISC)².



Required Experience

The experience required for this (ISC)² credential is summarized below. Click a hyperlink to open a new page with more detailed information.

- **Associate of (ISC)²** - If you do not yet possess the professional experience required for certification, you can request to be an Associate of (ISC)². You are only required to pass the credential examination.
- **CISSP** - A minimum of five years of cumulative paid full-time security professional work experience in two or more of the eight (8) domains of the (ISC)² CISSP CBK®. If you presently hold an active certification that appears on the (ISC)² Approved List, you may receive a one-year experience waiver. Alternatively, a four-year Baccalaureate degree, or regional equivalent, may be substituted for one year of experience. No more than one year of total experience may be waived.

5、输入推荐人的姓名（拼音）和 ID 号码

这一页属于填写背书人信息或者点选下面的打钩官方审核所有信息

1.如有工作证明可以提交可以选择下面打钩，直接官方审核所有信息（工作证明

的介绍请看最下面的补充说明)

2.如不方便提交工作证明,可以填写背书人信息来走审核,下面的打钩就不需要点了。(背书人的意思是需要拿到证书的人员来审核,如不认识考试通过的人员可以联系谷安-班主任)

Steps: Certification Type Membership Type **Request Endorsement** Experience Waiver Job History Review Application

Request Endorsement

Fill out your endorser's contact information below:

Endorser's Last Name: Endorser's Member Number:

Request (ISC)² to endorse you.

<< Back Next >>

6、是否需要学历抵扣

如果只满足 4 年的信息安全工作经验,可以用毕业证书抵消 1 年,点击 :Add 提交毕业证书。 满足 5 年信息安全工作经验的直接下一步。

Steps: Certification Type Membership Type Request Endorsement **Experience Waiver** Job History Review Application

Requirements

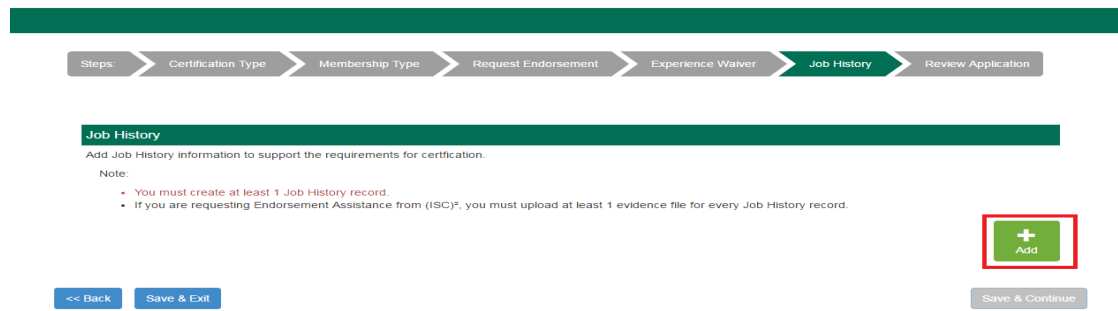
You can request a one-year experience waiver by submitting documentation of your four-year Baccalaureate degree, or the regional equivalent, OR an active certification that appears on the (ISC)² Approved List. No more than one year of total experience may be waived.

Experience Waiver

Press the Add button to request an Experience Waiver.

<< Back

7、点击 Add,填写信息安全工作经验。



8、根据选项填写工作经历相关信息

(1) 工作领域是可以多选，在 5 年的工作中最少要接触过 2 个知识点章节，请最少选择 2 个知识点；

(2) job Description 职位描述，填写工作经历请填写详细工作内容，官方要求需体现 5 年工作中最少接触过 2 个知识点方面的工作；**请填写详细工作经历。**

建议：就当求职简历的介绍一样来写。避免后期打回来在重新提交一次

Add Job History

- Examples of proof of employment include employment contracts, letters, and other documents on company letterhead showing the dates you worked at the company.

Company Name *

Company Location *

Company Start Date *

Company End Date (If current position, leave blank)

Position Title *

Job Domain * (Select all that apply)

Supervisor Name *

Supervisor Phone *

Supervisor Email *

Paid Position 有薪职位 Full-Time 全职
 Unpaid Position 无薪职位 Part-Time 兼职

Job Description *

Upload Proof of Employment (Max File Size: 5 MB)

上传工作证明附件，不是必填项。
 有工作证明可以上传；没有的话也可以不上传；
 大家看自己的实际情况来决定就可以了。

9、填写资料审核

审核一下自己填写的信息是否正确，以及如果还需添加下一份工作点击 ADD 在填写下一份。不需要在填写的就可以点下一步了。

不要参照图片中的 job Description 职位描述 按照自己的工作经历来填写。

Steps: Certification Type Membership Type Request Endorsement Experience Waiver **Job History** Review Application

Job History

Add Job History information to support the requirements for certification.

Note:

- You must create at least 1 Job History record.
- If you are requesting Endorsement Assistance from (ISC)², you must upload at least 1 evidence file for every Job History record.

+ Add

Senior Domain Master Machine - Ed in No. 10, View
 Entry Domain General Development Zone 7th Floor, 2100

July 2002 - Present

Job Title: IT Specialist III Job Domain: Security Engineering
 Communication and Network Security
 Security Operations

Supervisor Name: Supervisor Phone:
 Supervisor Email: Paid Position: Yes

Position Type:
 Job Description
 Information security architecture design, Access control design, Encryption system implementation, security product operation, Example:DLP,Anti-virus, firewall, Microsoft AD/DNS/WSUS/Hyper-V

Edit

<< Back Save & Exit

Save & Continue

10、犯罪记录的调查，如果没相关的犯罪记录的都选择：NO

Certification: CISSP
 Endorser: Fu (*****)

Senior Domain Master Machine - Ed in No. 10, View
 Entry Domain General Development Zone 7th Floor, 2100

July 2002 - Present

Job Title: IT Specialist III Job Domain: Security Engineering
 Communication and Network Security
 Security Operations

Supervisor Name: Supervisor Phone:
 Supervisor Email: Paid Position: Yes

Position Type: Full-Time
 Job Description
 Information security architecture design, Access control design, Encryption system implementation, security product operation, Example:DLP,Anti-virus, firewall, Microsoft AD/DNS/WSUS/Hyper-V

The following questions may impact your eligibility for certification:

- Yes No Have you ever been convicted of a felony, a crime based on dishonesty (felony or misdemeanor involving lying) or a Court Martial in military service, or is there a felony charge now pending against you? (Omit minor traffic violations and offenses prosecuted in juvenile court.)
- Yes No Have you ever been involved, or publicly identified, with criminal hackers or hacking?
- Yes No Have you ever had a professional license, certification, membership or registration revoked, or have you ever been censured or disciplined by any professional organization or government agency?
- Yes No Have you ever been known by any other name, alias, or pseudonym? (Omit user identities or screen names with which you were publicly identified. Also omit name changes due to marriage or adoption.)

Notes to (ISC)²
 (Not Visible to Endorser)

After Endorsement, your application may be randomly selected and audited by (ISC)² prior to issuance of any certificate. Prior certifications will not affect this random selection.

<< Back Save & Exit

Submit Request

11、ISC2 的协议，没问题就写上自己的姓名（拼音）点击下一步

(ISC)² Applicant Agreement

I have read the (ISC)² Code of Ethics and Privacy Policy and hereby confirm that I understand and will comply with them in the future. All information provided by me in this application is true to the best of my knowledge. (ISC)² may, at its sole discretion and in a manner consistent with the Privacy Policy, make inquiry of individuals and organizations directly or indirectly referenced in any part of this application to verify the accuracy and completeness of the information I have provided. I agree to inform (ISC)², without delay, of matters that affect my ability to continue to fulfill the certification requirements and remain in good standing including, but not limited to, a violation of the (ISC)² Code of Ethics. I further agree to cooperate in any such investigation by (ISC)² regarding the information I have provided, including my criminal history. I understand that providing any information that is fraudulent, or failing to completely or accurately disclose facts known to me, or my failure to cooperate in any inquiry by (ISC)² into the information I have provided, will result in the refusal of (ISC)² to issue the credential to me, and being forever barred from ever holding the credential.

I agree that this Agreement and all notices and disclosures made or given in connection with this Agreement may be created, executed, delivered and retained electronically. As such, I agree that this Agreement and any related documents may be signed electronically, and that the electronic signatures appearing on this Agreement or any related documents shall have the same legal effect for all purposes, including validity, enforceability and admissibility, as a handwritten signature. The data submitted will be collected and processed in the United States, and you explicitly agree to allow the transfer of such data for these purposes.

If I am requesting (ISC)²'s assistance in endorsing my application, I agree to hold (ISC)² and the selected (ISC)² certificate holder reviewing my records harmless for any action or inaction that might arise from reviewing my records and rendering a professional opinion, whether positive or negative, regarding my qualifications for certification by (ISC)².

I certify that I have read and understand the Code of Ethics and Privacy Policy.

I certify that I have read and understand these statements, intend to be legally bound by them, and I am the individual, or designated signee of the individual, signing this Agreement.

Electronically sign this document by entering your First Name and Last Name below:

First Name *

Last Name *

I Agree

Cancel

12、在线申请结束，等 ISC2 审核通过。

The screenshot shows the ISC2 website interface. A central modal window states: "Your Application Has Been Submitted. Thank you for your endorsement application. You will receive status notifications to your email account, so please ensure it's not caught by your spam filter." Below the modal, the "Submitted Endorsement Applications" section shows a table with one entry: CISSP, submitted on 09/08/2016, currently with Changfu Fu for review. The page also includes navigation links like "Home", "Endorsement", and "My Applications".

13、自己填写的内容全部结束，填的背书人审核的话就联系背书人帮忙审核；

填的官方审核打勾的话，就等官方邮件就行。

（三）认证申请补充说明

1、如背书人审核的话等背书人审核完毕以后就会进入官方审核阶段，官方审核需 4-6 的时间请耐心等待。

如是官方审核所有的话也是 4-6 周的时间等邮件通知就行。

2、官方审核完成以后会发邮件通知，收到邮件以后就可以在官网缴纳维持费 125 美金

3、缴纳 125 美金以后，将会进入证书制作和快递证书阶段，这一阶段会有 8-12 周的时间，请耐心等待。

4、关于工作证明，官方的要求是已英文的形式写一个自己的工作证明，需要：

- 1、英文的公司名称、姓名、职位、工作的起始时间和结束的时间、ID 号
- 2、用公司人事邮箱或者领导的公司邮箱发给你本人，然后截图打印在签字（本人、人事/领导）
- 3、如方便的话可以加上公司的便签和盖章

最后转 PDF 的格式上传上去就可以了，或者其他能证明你再公司工作的证明也是可以。证明不限制数量。

最后就是收到快递的证书，祝大家早日取得证书~

二、关于 **CISSP** 证书维护的官方介绍材料(以下内容来源于 <https://www.isc2.org>)

(一) 如何维护和更新您的认证

How to Maintain and Renew Your Certification

Learn the Difference Between Group A and B Credits



CPE Submission, Rollover, and other Policies



1. 了解 CPE 积分中 **Group A and B Credits** 的区别

Learn the Difference Between Group A and B Credits

A 组学分：领域相关活动

Group A Credits: Domain-Related Activities

Group A credits relate directly to the cyber security profession. Generally, this consists of activities in the areas covered by the specific domains of the respective credential.

A 组学分与网络安全专业直接相关。一般来说，这包括各个凭证的特定域所涵盖的领域中的活动。

B 组学分：专业发展/知识分享

Group B Credits: Professional Development/Knowledge Sharing

Group B credits are earned for completion of general professional development activities which enhance your overall professional skills, education, knowledge, or competency outside of the domains associated with the respective certifications. These generally include professional development programs, such as management courses. While these do not apply directly to the domains, (ISC)² recognizes these skills are vital in the growth of all professionals and their credentials.

B 组学分用于完成一般专业发展活动，以提高您的整体专业技能、教育、知识或与相应认证相关领域之外的能力。这些课程通常包括专业发展课程，如管理课程。虽然这些技能并不直接适用于这些领域，但 (ISC)² 认识到这些技能对于所有专业人员及其证书的成长至关重要

Suggested Categories of General Professional Development Activities 建议的一般专业发展活动类别

- Management courses 管理课程
- Interpersonal communications skills 人际沟通技能
- Interviewing techniques 采访技巧
- Team development skills 团队发展技能

- Project planning activities 项目规划活动
- Other technical skills not in cyber security, such as programming languages and techniques 网络安全以外的其他技术技能 ,如编程语言和技术
- Accounting courses 会计课程

2、CPE 提交、展示和其他政策

[CPE Submission, Rollover, and other Policies](#)

2.1、维护和更新您的 CISSP 认证对 CPE 和 AMF 的要求

CPE and AMF Requirements to Maintain Renew Your Certification

- The annual CPE requirement and your AMF must be submitted by your anniversary date. You can access your status by clicking on the "View My Membership Status" button on the member homepage.年度 CPE 要求和 AMF 必须在周年纪念日之前提交。您可以通过点击会员主页上的“查看我的会员状态”按钮访问您的状态。
- Once you have met the CPE and AMF requirements, your certification will automatically renew for another three-year certification cycle. Your certification will not renew until your current certification cycle expires. Typically, renewals are processed around the 1st and 15th of every month. 一旦您满足

CPE 和 AMF 要求,您的认证将自动续期三年。在当前认证周期到期之前,您的认证将不会续订。通常,续约在每月 1 日和 15 日左右进行。

- After your certification(s) has renewed, you will receive an email to confirm. An updated certificate and ID card will follow in the postal mail within 8 to 12 weeks. You are encouraged to always have your contact information up to date in your profile; to avoid any delays in receiving your new certificate. 证书更新后,您将收到一封电子邮件进行确认。更新后的证书和身份证将在 8 至 12 周内邮寄。我们鼓励您在个人资料中随时更新您的联系信息,以避免在接收新证书时出现任何延迟。

2.2、展期 CPE 学分 (Rollover CPE Credits)

- CPE rollover credits are limited to the total CPEs required each year. For example, CISSPs will only be able to roll over up to 40 Group A credits earned in the last 6 months of your three year certification cycle. CPEs do not rollover from cycle year to cycle year. Rollover CPEs are calculate at the time of renewal. CPE 展期信用仅限于每年所需的总 CPE。例如,在您三年认证周期的最后 6 个月内,CISSPs 最多只能累积 40 个 A 组学分。CPE 不会从一个周期年过渡到另一个周期年。展期 CPE 在续期时计算。

2.3、CPE/AMF 年费延期/延迟续约 (Late/Delayed Renewals)

- You have a 90-day grace period after your certification expiration date to submit any CPEs earned within the three-year certification cycle and/or pay any outstanding AMF(s). If you have experienced extenuating circumstances within your three-year certification cycle and would like to request an extension, please contact Member Services at membersupport@isc2.org. 您在认证到期日后有 90 天的宽限期，可以提交三年认证周期内获得的任何 CPE 和/或支付任何未支付的 AMF。如果您在三年认证周期内经历了可减轻处罚的情况，并希望申请延期，请联系会员服务部 membersupport@isc2.org.
- You have the option to retake and pass the credential exam in lieu of earning CPEs. You must sit for the exam within 90 days of your expiration date. All outstanding AMFs must be paid prior to registering for the exam. You may register for the exam at www.pearsonvue.com/isc2. 您可以选择重新参加并通过凭证考试，以代替获得 CPE。你必须在考试期满后 90 天内参加考试。所有未完成的 AMF 必须在注册考试前支付。您可以在 www.pearsonvue.com/isc2 注册考试。

2.4、CPE/AMF 年费未能满足要求的后果（Failure to Meet Requirements）

- Failure to meet the three-year CPE and AMF requirements by your expiration date will result in decertification, i.e., your certification/designation will be terminated. (ISC)² will notify you by email to inform you that you have been decertified. Once you have been decertified, you will no longer be allowed to use the designation trademark. For example, you will not be able to use the certification name after your name or on printed materials, display the certificate itself, or imply you are presently certified. 在到期日前未能满足三年 CPE 和 AMF 要求将导致取消认证，即您的认证/指定将被终止。（ISC）²将通过电子邮件通知您已被取消认证。一旦您被取消认证，您将不再被允许使用指定商标。例如，您将无法在姓名后或打印材料上使用认证名称，无法显示证书本身，也无法暗示您目前已获得认证。
- If your certification is terminated, you will need to retake and pass the examination to become certified again. Any outstanding AMF payments must be submitted prior to sitting for the exam. Once you have passed the exam, you will need to contact Member Services [at membersupport@isc2.org](mailto:membersupport@isc2.org) to reactivate your certification. Certification holders that allow their credential to

expire may be subjected to a U.S. \$600 reinstatement fee upon recertification either through Appeal or repassing an examination.

如果您的认证被终止，您需要重新参加并通过考试才能再次获得认证。任何未支付的 AMF 款项必须在参加考试之前提交。一旦您通过考试，您需要联系会员服务部 membersupport@isc2.org 重新激活您的证书。允许其证书过期的证书持有人在通过上诉或重新通过考试重新认证后，可能需要缴纳 600 美元的恢复费。

（二）CISSP-CPE 认证 CPE 积分要求：

2015 年后获取 CISSP 认证的人员，每年度 CPE 积分不低于 40 个，3 年总计 120 个 CPE 积分。



[About](#) [Certifications](#) [Exam Preparation](#) [Members](#) [Continuing Education](#) [Communities](#)

CPE Requirements by Certification

CISSP

CISSP CPE Requirements

For certification cycles that began on or prior to December 1, 2014

| CPE Type | Suggested Annual | 3-Year Total |
|-----------------------|------------------|--------------|
| Group A | 20 | 80 |
| Group A or B | N/A | 40 |
| Total Required | 20 | 120 |

For certification cycles that began on or after January 1, 2015

| CPE Type | Suggested Annual | 3-Year Total |
|-----------------------|------------------|--------------|
| Group A | 30 | 90 |
| Group A or B | 10 | 30 |
| Total Required | 40 | 120 |

(三) CISSP-助理身份



About Certifications Exam Preparation Members Continuing Education Communities

Associates

Annual CPE Requirement

Group A Annual Requirement: 15

Associate of (ISC)² working toward CISSP

The Associate of (ISC)² working toward CISSP designation can be maintained for up to 6 years while obtaining the required 5 years of direct full-time work experience in 2 or more of the 8 domains of (ISC)² CISSP CBK®. Candidates may receive a one year experience waiver with a four-year college degree or regional equivalent, OR an approved credential from the (ISC)² approved list.

助理身份年度 CPE 要求：A 组年度需求：15

在获得 (ISC)²CISSP CBK®的 8 个领域中的 2 个或更多领域所需的 5 年直接全职工作经验的同时，从事 CISSP 指定工作的 (ISC)²员工最多可维持 6 年。

候选人可获得一年经验豁免，并获得四年大学学位或地区同等学历，或获得 (ISC)²批准名单中的批准证书。

总结：

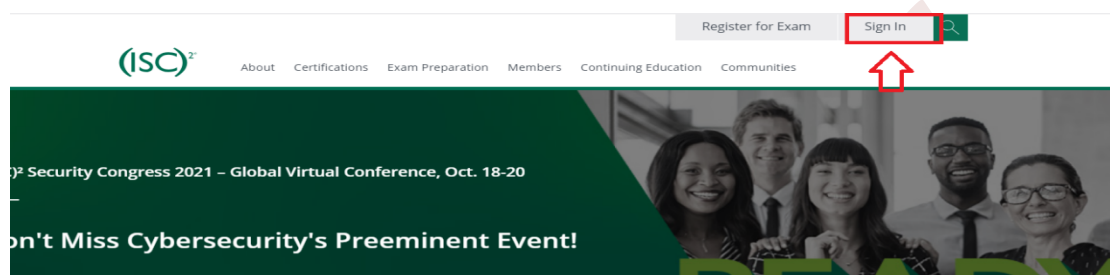
CISSP 持续教育 (CPE) 政策说明 CISSP CPE 政策要求在年度和三年认证期都达到 CPE 所要求的学时。CISSP 必须符合如下要求才能保持其资格：

1. 每年最低应达到并报告 40 个 CPE 学时；
2. CISSP 的 CPE 分 A 组和 B 组，A 组是与 8 个 CBK 相关活动，B 组是 8 个 CBK 领域之外的活动，B 组不作为强制要求；(参考“CPE Type”)
3. 向 (ISC)² 国际总部全额交付 证书维护年费 125\$；
4. 在三年报告期间最低应达到并报告 120 个 CPE 学时；

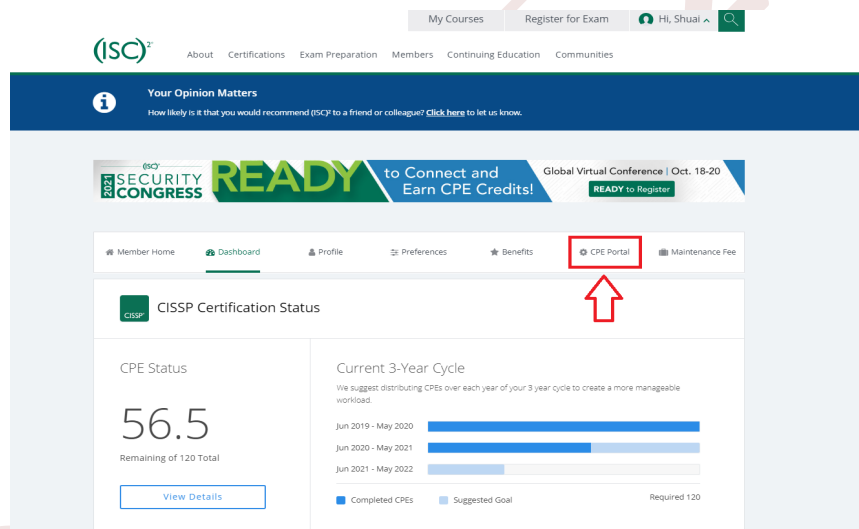
5、如证书申请工作经验不符合，可以先申请成为 CISSP 准成员，每年需支付 50 美金维持费和提交 15CPE 积分进行维持。

三、CISSP-CPE 积分填写步骤

(一) 打开网站 www.isc2.org :输入帐号密码



(二) 登入以后点击 CPE Portal 积分提交



(三) 选择相关学习的起始和结束时间，请选择自己学习的时间

注意：填写的起始和结束的时间不要重复

选择完成以后点击右边继续

增加新的CPE

日期
为了确保CPE与适当的域保持一致，更改日期需要重新启动CPE提交过程。

*开始日期 *终止日期

September 2021

你的名义添加到你的记录中的，不受审计？ [扩展以了解更多信息。](#)

63.5的120
CISSP 已完成
上一次更新7/28/2021

(四) 选择 CPE 类别与细节

第一项：选择所属 CPE 的类型，已参加谷安培训以及安全牛课堂为例选择教育

第二项：选择课程和研讨会

2 类别与细节

3 域

4 审查

5 确认

[联系成员支持以获得帮助](#)

选择一个类别：
Education

选定类别：教育
A组学分：与域和认证直接相关的活动
B组信贷：与某一领域不直接相关的教育发展活动&认证

(ISC)平方公里认证课程

(ISC)2.专业发展研究所(PDI)课程

书，杂志，白皮书

课程及研讨会-其他

高等教育课程

工业会议

信息安全专业协会会员会议

网上网络研讨会、播客和其他在线材料

供应商列报

(五) 填写 CPE 课程的信息，分别为：

- 1、*课程名称
- 2、*培训机构

3、*CPE 的分数

4、评论区

必填项为红色星号的 3 个选项。(必须是英文)

特别注意的是下面的添加支持文档

这一栏是可以上传证明文件的地方,比如参加的现场的安全会议有证明文件的话

可以上传能加快 CPE 的审核时间。没有的话也没关系

The screenshot shows a form titled "详细资料课程及研讨会-其他" (Detailed Information Course and Seminar - Other). It contains several input fields with red annotations:

- *标题** (Title): "填写英文课程名称" (Fill in English course name). The input field contains "Label". Below it, a red note says "这个字段是必需的。" (This field is required).
- *培训提供者** (Training Provider): "填写英文或者拼音的主办方单位" (Fill in English or Pinyin of the organizing unit). The input field contains "Training Provider/Organization". Below it, a red note says "这个字段是必需的。" (This field is required).
- *学分** (Credits): "填写积分" (Fill in points). The input field is empty. Above it, a blue information icon says "输入0.25到40之间的值, 增量为0.25。" (Enter a value between 0.25 and 40, with an increment of 0.25). Below it, a red note says "完成这个字段。" (Complete this field).
- 摘要** (Summary): "补充说明, 可不写" (Supplemental explanation, optional). The input field contains "Review Text".

Below the form, there is a section titled "添加辅助文档" (Add Supporting Documents) with the text: "最大文件大小: 3MB, 受支持的文件类型包括.jpg、.jpeg、.png、.pdf、.txt、.docx和.doc, 课程大纲、会议记录或活动的其他内容在引用CPE时非常有用, 并可用作审核期间的证据。" (Maximum file size: 3MB, supported file types include .jpg, .jpeg, .png, .pdf, .txt, .docx and .doc, course outlines, meeting minutes or other content of activities are very useful when citing CPE, and can be used as evidence during the audit period). Below this text is a dashed box containing a button "上传文件" (Upload File) and the text "或删除文件" (or delete file).

(六) 如有证明文档可以上传, 没有就直接保存并继续

获得的 CPE 学分证明可以是课程成绩单、颁发的文凭、证书或出席收据、正式

会议记录副本或登记材料名册或文件

对于没有提供上述任何一项的在线课程，截图就足够了。

添加支持文档
档案大小上限：3MB。支持的文件类型包括.jpg, .jpeg, .png, .pdf, .txt, .docx和.doc。

在参考CPE时，课程提纲，会议纪要或活动的其他内容可能非常有帮助，并且可以用作审核期间的证明。

[上传文件](#)

或删除文件

关于CPE信用审核

(ISC)®CPE审核员对会员/合伙人要求的CPE信用进行随机审核。成员将需要提供出席证明或活动简要说明。这是一个重要的过程，不仅要维护(ISC)®证书的完整性，而且要符合ANSI / ISO认证标准。

如果您被选中进行审核，您将通过电子邮件收到有关支持这些活动的必要文档的说明。重要的是要响应此请求并在90天内完全按照指示提供信息。

[背部](#) [保存并继续](#)

(七) 选择 CPE 积分所属于的 8 章节领域，可单选也可以多选

如不是属于 A 类别的 请选择最下面的 B 类别

A 类别是 CISSP 的 8 个章节范围之内的，A 类无上限要求

B 类别是 CISSP 的 8 个章节范围以外的，B 类 3 年之内只能填写 30 分

域

*请选择一个或多个域。

信息安全认证专家

资产安全

安全架构与工程

通讯与网络安全

身份和访问管理

安全与风险管理

安全评估与测试

安全运营

软件开发安全

B组

[背部](#) [保存并继续](#)

(八) 确认填写信息如无误，提交 CPE

评论

🔔 仔细检查您的CPE信息。请注意，如果您需要更改此CPE的日期，则必须再次执行所有步骤。

日期

开始日期: 4/8/2020 [编辑](#)

结束日期: 4/15/2020

Category & Detail [编辑](#)

Category: Education

CPE Type: Courses and Seminars - Other

Label: [View Details](#)

Training Provider/Organization: Beijing Guoan Technology Co., Ltd

Credits: 5

Review Text:

Documentation:

域 [编辑](#)

Certified Information Systems Security Professional

| Communication and Network Security

| Identity and Access Management

[背部](#) [提交CPE](#)

添加新的CPE

确认书

CPE提交成功!

您的CPE记录将在接下来的60分钟内更新。

[添加另一个CPE](#)

[返回会员仪表板](#)

(九) 提交完成、填写结束。如果想看自己的 CPE 积分的情况可以按照此图片去点击观看

Dates


To ensure that your CPE aligns with the appropriate domains, changing the date requires you to restart the CPE submission process.

* Start Date

* End Date

[Continue](#)

CPE Handbook




[Download your copy of the CPE Handbook for reference \(.pdf\).](#)


Did you know that some CPEs offered by (ISC)® are added to your record on your behalf and are exempt from audit? [Expand to learn more.](#)


Current CPE Totals

To see a transcript of your certification CPEs, select any certification listed below.



63.5 of 120
CPEs COMPLETED
Last updated on 7/28/2021





63.5 of 120 CPEs completed
Last updated on 7/28/2021

[Current Cycle](#) [Previous Cycle](#) [print transcript](#)

| Name | Type | Start | End | Credits | Group | On Your Behalf | Status |
|--|--------------------------------|------------|------------|---------|-------|----------------|----------|
| Rollover | CPE Rollover | 06/01/2019 | 06/01/2019 | 1 | A | | Accepted |
| Deep analysis | Education Courses and Seminars | 12/28/2019 | 12/29/2019 | 1.5 | A | | Accepted |
| Safety prc | Education Courses and Seminars | 10/01/2019 | 02/20/2020 | 15 | A | | Accepted |
| Disclosure Security + Certification Key Knowledge Points | Courses and Seminars - Other | 04/08/2020 | 04/15/2020 | 5 | A | | Accepted |
| Detection a | Courses and Seminars - Other | 02/20/2020 | 05/20/2020 | 3 | A | | Accepted |
| Practice | Courses and Seminars - Other | 08/06/2020 | 02/22/2021 | 10 | A | | Accepted |

« First [Page 1 of 2](#) Last »

[Don't see your CPE? Contact Member Support for help.](#)

[Back](#)

四、关于 CPE 类别的翻译：

（一）选定类别：教育

(ISC) 2 认证课程

(ISC) 2 专业发展学院 (PDI) 课程

书籍、杂志、白皮书

课程和研讨会-其他

高等教育课程

行业会议

信息安全专业协会分会

在线研讨会、播客和其他在线材料

供应商介绍

（二）选定类别：对行业的贡献

专业保安机构的董事会服务

考试发展主题专家

政府/私营和公营部门/慈善组织委员会

参与公认委员会的安全标准制定

演讲/讲座/培训准备

准备网络研讨会、播客、会议报告

准备新的或更新现有的培训研讨会或课堂材料

安全可靠的在线演示

作为小组讨论的主题专家

写作、研究、出版

(三) 所选类别：专业发展

章的形成或管理

非安全教育课程和研讨会

非安全行业会议

非安全组织/委员会

非安保演示/讲座/培训准备

(四) 所选类别：独特的工作经验

这里说下简单的积分说明，已参加谷安培训或者听课安全牛课堂为例：

1、积分是 1 个小时换算 1 个积分

2、如果是参加培训、会议、讲座等现场或者线上实时课程，一天的课程上限可以填写 8 分。

比如参考谷安 CISSP 网络课，五天的培训时间，那最多可以填写 40 积分（建议范围在 1 天 6-8 分来核算）

3、如是公司内部组织的会议、培训等不能核算积分。

4、积分的得到渠道有很多，比如看书、发表文章、讲课等等，详细的请参考官方的 CPE 说明